

MODEL PRODUCT OVERVIEW

BMW E39 M5



MAKE / MODEL: BMW E39 M5
ENGINE: S62B50
ENGINE SIZE / CONFIG: 8 CYL 4.9L
YEAR RANGE: 1998-2003



XClutch BMW E39 M5 Range

The E39 BMW M5 is one of the most iconic sedans ever built and is quickly becoming a sought-after platform for performance builds. Powered by a 394hp 4.9L V8 from the factory, these cars are capable of significant performance gains with a vast array of aftermarket performance products available on the market. XClutch offer two options for this vehicle based on the 9.0" performance clutch. These kits are designed to ensure a clutch solution for high performance street and motorsport applications.



Kit Pictured: XKBM23546-2G

Heavy Duty Clutch Recommended Applications

Street

Track

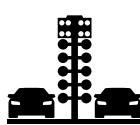
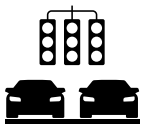
Drag

Time Attack

Drift

Rally

4x4 Heavy Duty



XClutch performance upgrades are designed & engineered to ensure the highest quality, performance & reliability. Each range is individually tailored to suit various vehicle uses, performance goals & durability, meaning XClutch can offer the ultimate performance package for your vehicle.

For more information on the XClutch performance range, please visit www.xclutchusa.com or email sales@xclutchusa.com


Find us on Facebook



Find us on YouTube



TURN OVER FOR
KIT INFORMATION



MODEL PRODUCT OVERVIEW

BMW E39 M5



MAKE / MODEL: BMW E39 M5

ENGINE: S62B50

ENGINE SIZE / CONFIG: 8 CYL 4.9L

YEAR RANGE: 1998-2003



STAGE	PART NO.	NOTES	PEAK TORQUE CAPACITY	DESIGNED FOR
MULTI DISC				
9" TWIN PLATE ORGANIC	XKBM23546-2G	230mm twin disc rigid organic upgrade. Kit includes lightweight alloy pressure plate, 2x rigid organic friction discs, performance flywheel, release bearing, flywheel and pressure plate bolts, pilot bearing and alignment tool.	890 ft lb	High Horsepower Street Applications
9" TWIN PLATE SOLID CERAMIC	XKBM23546-2E	230mm twin disc rigid ceramic upgrade. Kit includes lightweight alloy pressure plate, 2x rigid ceramic friction discs, performance flywheel, release bearing, flywheel and pressure plate bolts, pilot bearing and alignment tool.	1350 ft lb	Motorsport Applications

To see the complete range and further information, please visit our online catalogue

Hydraulics & Accessories

XClutch also offers a wide range of accessories and hydraulics including master cylinders, slave cylinders, hoses and installation tools. For more information, please visit the online catalogue at www.xclutchusa.com or contact our friendly sales team sales@xclutchusa.com



All XClutch Kits include a thrust bearing, spigot bearing and alignment tool.

Where Components Applicable



Thrust bearing



Spigot bearing



Alignment tool