

MODEL PRODUCT OVERVIEW

LOTUS ELISE/EXIGE



MAKE / MODEL: Lotus Elise/Exige
ENGINE: 1ZZFE / 2ZZGE
ENGINE SIZE / CONFIG: 1.8L INLINE 4
YEAR RANGE: 2004-2011



XClutch Lotus Elise/Exige Range

Built on a platform focused on lightness and agility, the Lotus Elise and Exige offer an exceptional power to weight ratio making them the ideal vehicle for track applications. These vehicles were offered with a variety of different engine options. XClutch offers several different options for the vehicle. This sheet looks at the options for the 1ZZFE and 2ZZGE powered vehicles.



Heavy Duty Clutch Recommended Applications

Kit Pictured: XKTY22004-1C

Street

Track

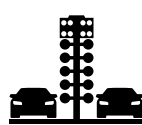
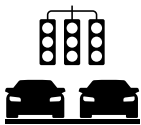
Drag

Time Attack

Drift

Rally

4x4 Heavy Duty



XClutch performance upgrades are designed & engineered to ensure the highest quality, performance & reliability. Each range is individually tailored to suit various vehicle uses, performance goals & durability, meaning XClutch can offer the ultimate performance package for your vehicle.

For more information on the XClutch performance range, please visit www.xclutchusa.com or email sales@xclutchusa.com


Find us on Facebook



Find us on YouTube



TURN OVER FOR
KIT INFORMATION



MODEL PRODUCT OVERVIEW

LOTUS ELISE/EXIGE



MAKE / MODEL: Lotus Elise/Exige
ENGINE: 1ZZFE / 2ZZGE
ENGINE SIZE / CONFIG: 1.8L INLINE 4
YEAR RANGE: 2004-2011



STAGE	PART NO.	NOTES	PEAK TORQUE CAPACITY	DESIGNED FOR
STAGE 1, 2, 3				
STAGE 1 SPRUNG ORGANIC	XKTY22004-1A	Heavy duty pressure plate (40% increase in clamping force), sprung organic friction disc, thrust bearing & alignment tool.	260 Nm	Street use in vehicles with performance modifications
STAGE 1 SPRUNG ORGANIC –STEEL BACK FACING	XKTY22004-1T	Heavy duty pressure plate (40% increase in clamping force), sprung organic friction disc on steel back facing, thrust bearing & alignment tool.	260 Nm	Street use in vehicles with performance modifications
STAGE 2 SPRUNG CERAMIC	XKTY22004-1B	Heavy duty pressure plate (40% increase in clamping force), sprung ceramic friction disc, thrust bearing & alignment tool.	390 Nm	Motorsport Applications
STAGE 2 CUSHIONED CERAMIC	XKTY22004-1C	Heavy duty pressure plate (40% increase in clamping force), cushioned ceramic friction disc, thrust bearing & alignment tool.	390 Nm	Motorsport Applications
STAGE 2 RACE SPRUNG CERAMIC	XKTY22004-1R	Extra Heavy duty pressure plate (80% increase in clamping force), sprung ceramic paddle style friction disc, thrust bearing & alignment tool.	750 Nm	Motorsport Applications

To see the complete range and further information, please visit our online catalogue

Hydraulics & Accessories

XClutch also offers a wide range of accessories and hydraulics including master cylinders, slave cylinders, hoses and installation tools. For more information, please visit the online catalogue at www.xclutchusa.com or contact our friendly sales team sales@xclutchusa.com



All XClutch Kits include a thrust bearing, spigot bearing and alignment tool.

Where Components Applicable



Thrust bearing



Spigot bearing



Alignment tool