

# MODEL PRODUCT OVERVIEW

# LOTUS EXIGE / EVORA



**MAKE / MODEL:** LOTUS EXIGE / EVORA

**ENGINE:** 2GRFZE


**ENGINE SIZE / CONFIG:** 3.5L V6 INC. SUPERCHARGED

**YEAR RANGE:** EVORA (2009-2017), EXIGE (2013-2018)



## Lotus Performance Clutch Upgrades

The XClutch range of Lotus Exige and Evora high performance clutch upgrades has been developed to provide the ultimate in performance and quality. Designed to provide a lightweight, high torque capacity solution without compromising component quality or strength, XClutch can offer the ideal upgrade solution for your Lotus whether it be for the road or track.



Kit Pictured: KLT24530-1A

## Heavy Duty Clutch Recommended Applications

Street

Track

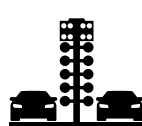
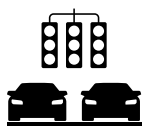
Drag

Time Attack

Drift

Rally

4x4 Heavy Duty



XClutch performance upgrades are designed & engineered to ensure the highest quality, performance & reliability. Each range is individually tailored to suit various vehicle uses, performance goals & durability, meaning XClutch can offer the ultimate performance package for your vehicle.

For more information on the XClutch performance range, please visit [www.xclutchusa.com](http://www.xclutchusa.com) or email [sales@xclutchusa.com](mailto:sales@xclutchusa.com)


Find us on Facebook



Find us on YouTube



TURN OVER FOR  
KIT INFORMATION



# MODEL PRODUCT OVERVIEW

## LOTUS EXIGE / EVORA



**MAKE / MODEL:** LOTUS EXIGE / EVORA

**ENGINE:** 2GRFZE

**ENGINE SIZE / CONFIG:** 3.5L V6 INC. SUPERCHARGED

**YEAR RANGE:** EVORA (2009-2017), EXIGE (2013-2018)



KIT TYPE	PART NO.	INFORMATION	DESIGNED FOR	
<b>STAGE 1, 2, 3</b>				
<b>STAGE 1 HEAVY DUTY SPRUNG ORGANIC</b>	<b>KLT24530-1A</b>	Heavy Duty Alloy Pressure Plate with Sprung Organic Disc. Inc. Chromoly Flywheel, Thrust Bearing & Carrier, Flywheel Bolts and Pressure Plate Bolts	<b>Clamping Force:</b> 42% increase <b>Peak Torque Capacity:</b> 600Nm	Street use in vehicles with minor performance modifications
<b>STAGE 2 HEAVY DUTY SPRUNG CERAMIC</b>	<b>KLT24530-1R</b>	Heavy Duty Alloy Pressure Plate with Sprung Ceramic Disc Inc. Chromoly Flywheel, Thrust Bearing & Carrier, Flywheel Bolts and Pressure Plate Bolts	<b>Clamping Force:</b> 42% increase <b>Peak Torque Capacity:</b> 910Nm	Track use in vehicles with significant performance modifications
<b>STAGE 3 HEAVY DUTY RIGID CARBON</b>	<b>KLT24530-1P</b>	Heavy Duty Alloy Pressure Plate with Rigid Carbon Blade Disc Inc. Chromoly Flywheel, Thrust Bearing & Carrier, Flywheel Bolts and Pressure Plate Bolts	<b>Clamping Force:</b> 42% increase <b>Peak Torque Capacity:</b> 820Nm	Track use where an exceptionally high heat capacity is required and where disc inertia is critical
<b>MULTIPLATE</b>				
<b>TWIN PLATE SPRUNG CERAMIC</b>	<b>KLT18530-2B</b>	Lightweight Alloy Pressure Plate with Twin Sprung Ceramic Discs	<b>Peak Torque Capacity:</b> 1220Nm	Track use in high horsepower vehicles. Ideal for use with sequential racing gearboxes.
<b>TWIN PLATE RIGID CERAMIC</b>	<b>KLT18530-2E</b>	Lightweight Alloy Pressure Plate with Twin Rigid Ceramic Discs	<b>Peak Torque Capacity:</b> 1220Nm	Track use in high horsepower vehicles. Ideal for use with sequential racing gearboxes.
<b>TRIPLE PLATE RIGID CERAMIC</b>	<b>KLT18530-3E</b>	Lightweight Alloy Pressure Plate with Triple Rigid Ceramic Discs	<b>Peak Torque Capacity:</b> 1830Nm	Track use in very high horsepower vehicles (Time Attack Racing etc.)

To see the complete range and further information, please visit our online catalogue

### Hydraulics & Accessories

XClutch also offer a range of accessories and tools including replacement thrust bearing, pivot ball, chromoly flywheels and bolts. XClutch can also provide general workshop and specialist tools for various applications.



**All XClutch Kits include a thrust bearing, spigot bearing and alignment tool.**

*Where Components Applicable*



Thrust bearing



Spigot bearing



Alignment tool