

# MODEL PRODUCT OVERVIEW

## BMW E90 M3



**MAKE / MODEL:** BMW E90 M3

**ENGINE:** S65B40A

**ENGINE SIZE / CONFIG:** 8 CYL 4.0L

**YEAR RANGE:** 2007-2015



### XClutch BMW E90 Range

The S65 powered BMW is now one of the most commonly used platforms for performance builds out of the incredible line-up of BMW M models. The M3 offers incredible handling and performance from factory and can be modified to increase overall output considerably. Therefore, XClutch has developed a range of performance upgrades to suit both motorsport and street applications.



Kit Pictured: XKBM23599-2G

### Heavy Duty Clutch Recommended Applications

Street

Track

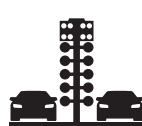

Drag

Time Attack

Drift

Rally

4x4 Heavy Duty



XClutch performance upgrades are designed & engineered to ensure the highest quality, performance & reliability. Each range is individually tailored to suit various vehicle uses, performance goals & durability, meaning XClutch can offer the ultimate performance package for your vehicle.

For more information on the XClutch performance range, please visit [www.xclutchusa.com](http://www.xclutchusa.com) or email [sales@xclutchusa.com](mailto:sales@xclutchusa.com)


Find us on Facebook



Find us on YouTube



TURN OVER FOR  
KIT INFORMATION



# MODEL PRODUCT OVERVIEW

## BMW E90 M3



**MAKE / MODEL:** BMW E90 M3  
**ENGINE:** S65B40A  
**ENGINE SIZE / CONFIG:** 8 CYL 4.0L  
**YEAR RANGE:** 2007-2015



STAGE	PART NO.	NOTES	PEAK TORQUE CAPACITY	DESIGNED FOR
<b>MULTI DISC</b>				
<b>7.25" TWIN PLATE SOLID CERAMIC</b>	<b>XKBM18531-2E</b>	184mm rigid ceramic performance upgrade. Kit includes lightweight alloy pressure plate, 2x rigid ceramic friction discs, 4140 chromoly single-mass conversion flywheel, thrust bearing & alignment tool.	900 ft lb	Motorsport Applications
<b>8" TWIN PLATE SOLID CERAMIC</b>	<b>XKBM20522-2E</b>	200mm rigid ceramic performance upgrade. Kit includes lightweight alloy pressure plate, 2x rigid ceramic friction discs, 4140 chromoly single-mass conversion flywheel, thrust bearing & alignment tool.	885 ft lb	Motorsport Applications
<b>9" TWIN PLATE ORGANIC</b>	<b>XKBM23599-2G</b>	-12/2008 (8 Bolt Crankshaft) 230mm Lightweight alloy pressure plate, twin rigid centre organic friction discs, thrust bearing, pilot bearing, bolts and alignment tool.	890 ft lb	high horsepower street applications
<b>9" TWIN PLATE SOLID CERAMIC</b>	<b>XKBM23599-2E</b>	230mm rigid ceramic performance upgrade. Kit includes lightweight alloy pressure plate, 2x rigid ceramic friction discs, 4140 chromoly single-mass conversion flywheel, thrust bearing & alignment tool.	1350 ft lb	Motorsport Applications

To see the complete range and further information, please visit our online catalogue

### Hydraulics & Accessories

XClutch also offers a wide range of accessories and hydraulics including master cylinders, slave cylinders, hoses and installation tools. For more information, please visit the online catalogue at [www.xclutchusa.com](http://www.xclutchusa.com) or contact our friendly sales team [sales@xclutchusa.com](mailto:sales@xclutchusa.com)



**All XClutch Kits include a thrust bearing, spigot bearing and alignment tool.**

Where Components Applicable



Thrust bearing



Spigot bearing



Alignment tool